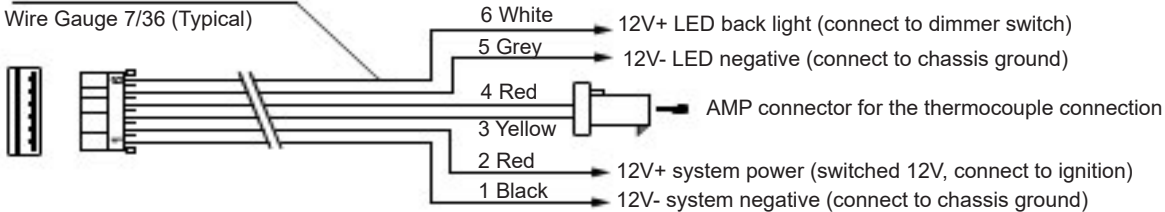

Gauge Wiring Diagrams

PPE gauges are designed with Molex connectors built right into the gauge. Follow the diagram(s) below to properly connect the 12" long multi-lead wire supplied with each gauge.

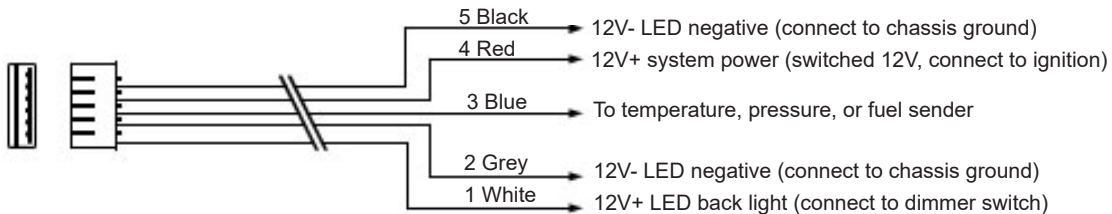
6 PIN Female Molex Connector Used For Stepper Motor Pyrometer Connections

DIA Over Insulation : 0.02" / 0.031"

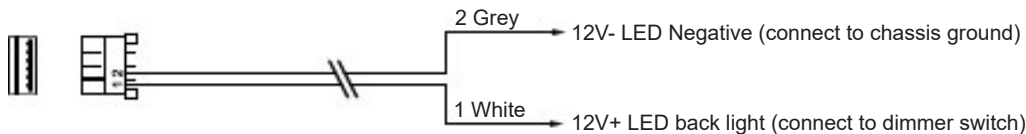
Wire Gauge 7/36 (Typical)



6 PIN Molex Connector Used For All Electrical Gauges



4 PIN Molex Connector Used For All Mechanical Gauges



NOTE: Use a 5 amp inline fuse in the +12V system power wire to protect the wires from circuit damage caused by a 12V short to ground.



5011 Brooks St. Montclair CA 91763
Phone: (714) 985-4825
Email: sales@ppdiesel.com
PPEdiesel.com